

# 58<sup>th</sup> *Annual* REPORT 2022

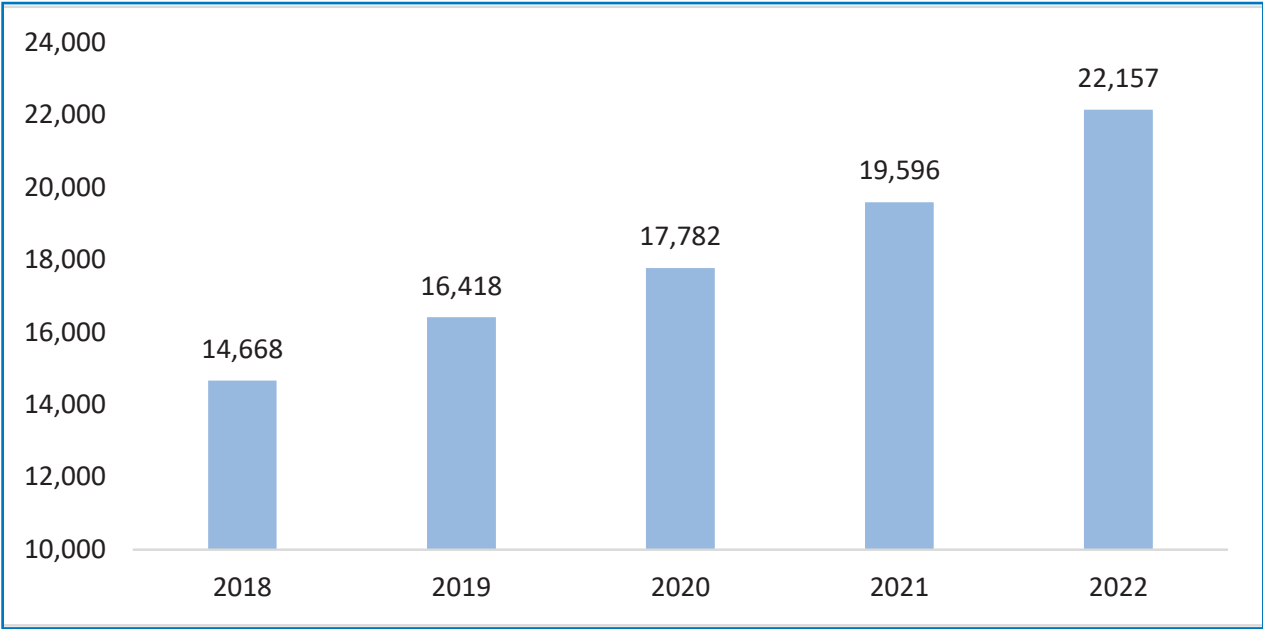
# Agenda

|                             |                  |
|-----------------------------|------------------|
| Call to Order Quorum        | Mike Jackson     |
| Declaration                 | Mike Jackson     |
| Introduction                | Mike Jackson     |
| 2022 Annual Meeting Minutes | Mike Jackson     |
| Chairman's Report           | Mike Jackson     |
| Treasurer's Report          | Andrea Solka     |
| Audit Committee Report      | Steve Pratt      |
| President's Report          | Ron Perry        |
| Nominating Committee Report | Mike Struffolino |
| New Business                | Mike Jackson     |
| Adjournment                 | Mike Jackson     |

# Growth

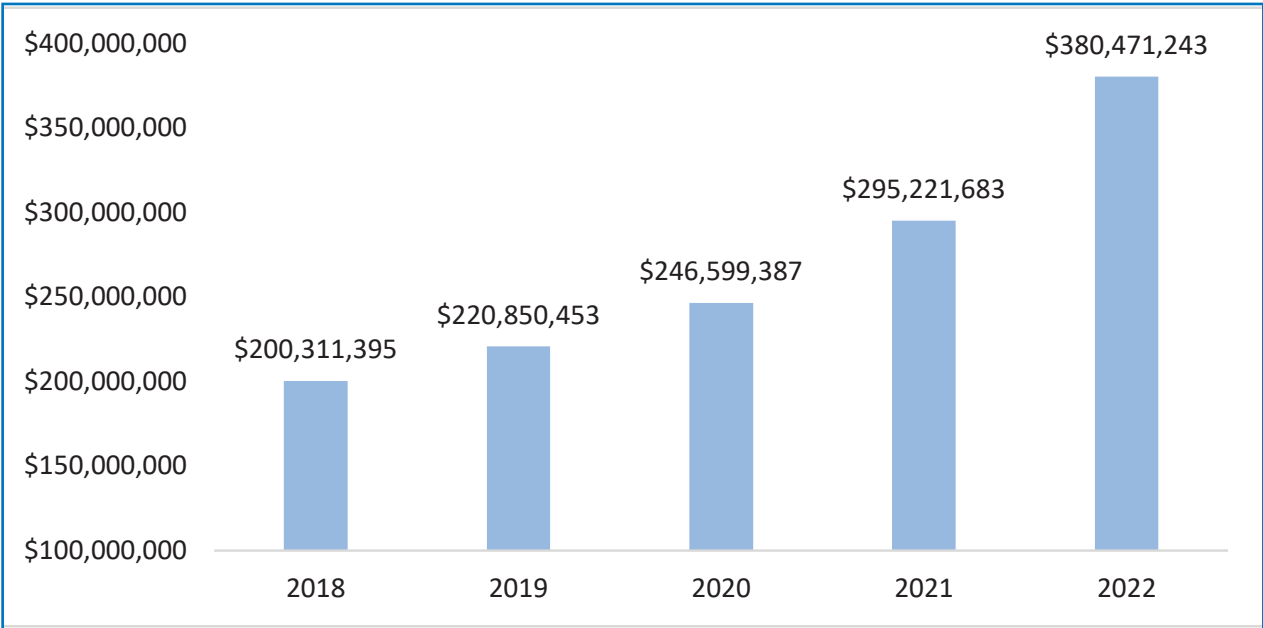


Total Members

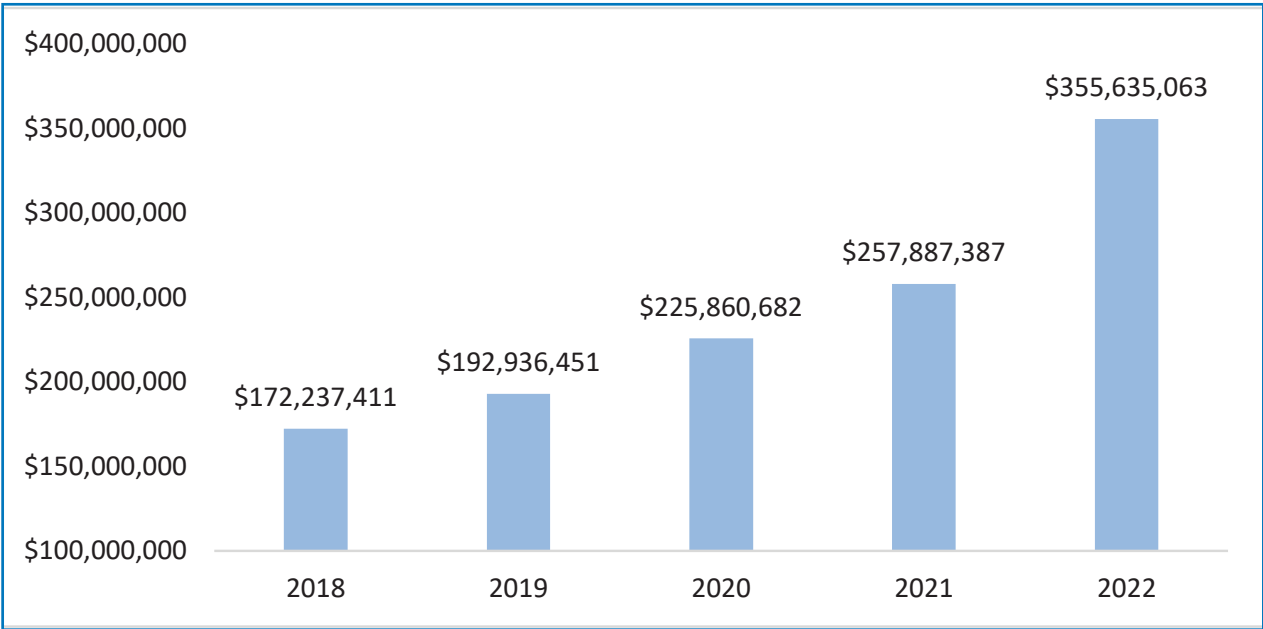


# Growth

## Total Assets



## Total Loans



# Financials

## Statement of Income

### Interest Income

|                              | 2022                | 2021                |
|------------------------------|---------------------|---------------------|
| Interest on Loans            | \$13,431,560        | \$11,174,725        |
| Interest on Investments      | \$46,278            | \$12,651            |
| <b>Total Interest Income</b> | <b>\$13,477,838</b> | <b>\$11,187,376</b> |

### Interest Expense

|  |                     |                    |
|--|---------------------|--------------------|
| Dividends  | \$2,355,917         | \$1,560,388        |
| Interest on Borrowed Funds                               | \$560,244           | \$7,622            |
| <b>Total Interest Expense</b>                            | <b>\$2,916,161</b>  | <b>\$1,568,010</b> |
| <b>Net Interest Income</b>                               | <b>\$10,561,677</b> | <b>\$9,619,366</b> |
| <b>Provision for Loan Loss</b>                           | <b>\$674,613</b>    | <b>\$529,487</b>   |
| <b>Net Interest Income After Provision for Loan Loss</b> | <b>\$9,887,064</b>  | <b>\$9,089,879</b> |

### Non-Interest Income

|                                  |                    |                    |
|----------------------------------|--------------------|--------------------|
| Service Charges, Fees, and Other |                    |                    |
| Operating Income                 | \$1,559,193        | \$1,618,800        |
| Non-Operating Gain(Loss)         | \$11,863           | (\$18,424)         |
| <b>Total Non-Interest Income</b> | <b>\$1,571,056</b> | <b>\$1,600,376</b> |

### Non-Interest Expense

|                                   |                    |                    |
|-----------------------------------|--------------------|--------------------|
| Compensation and Benefits         | \$3,257,087        | \$2,639,787        |
| Other Operation Expenses          | \$3,664,249        | \$3,417,038        |
| <b>Total Non-Interest Expense</b> | <b>\$6,921,336</b> | <b>\$6,056,825</b> |
| <b>Net Income</b>                 | <b>\$4,536,784</b> | <b>\$4,633,430</b> |

## Statement of Financial Condition

### Assets

|                             | 2022                 | 2021                 |
|-----------------------------|----------------------|----------------------|
| Cash and Cash Equivalents   | \$1,842,028          | \$1,573,678          |
| Investments                 | \$2,965,204          | \$17,230,419         |
| Loans, net                  | \$360,051,328        | \$261,011,049        |
| Accrued Interest Receivable | \$1,109,895          | \$723,617            |
| Property and Equipment      | \$5,806,140          | \$6,060,046          |
| NCUSIF Deposit              | \$2,633,679          | \$2,247,504          |
| Other Assets                | \$6,062,969          | \$6,375,370          |
| <b>Total Assets</b>         | <b>\$380,471,243</b> | <b>\$295,221,683</b> |

### Liabilities and Member's Equity

|  |                      |                      |
|--|----------------------|----------------------|
| Liabilities                            |                      |                      |
| Members' Shares                        | \$296,956,953        | \$269,905,233        |
| Accrued Expenses and Other Liabilities | \$54,244,739         | \$284,447            |
| <b>Total Liabilities</b>               | <b>\$351,201,692</b> | <b>\$270,189,680</b> |

### Member's Equity

|  |                      |                      |
|--|----------------------|----------------------|
| Regular Reserves                             | \$9,592,219          | \$9,592,219          |
| Undivided Earnings                           | \$20,897,576         | \$16,360,792         |
| Other Comprehensive Income                   | (\$1,179,140)        | (\$921,008)          |
| Unrealized Gain(Loss)                        | (\$41,104)           | \$0                  |
| <b>Total Members' Equity</b>                 | <b>\$29,269,551</b>  | <b>\$25,032,003</b>  |
| <b>Total Liabilities and Members' Equity</b> | <b>\$380,471,243</b> | <b>\$295,221,683</b> |

## Members Access to Credit Union Documents

The following Mobility Credit Union documents are available upon request.

### Financial Statements:

- Most Recent Audit Summary
- Most Recent Annual Report

### Written Board Policies Relating to:

- Articles of Incorporation • Bylaws
- Rules • Guidelines • Board Policies

### Internal Revenue Service Filings:

- Form 990

To request a Mobility Credit Union document, please mail your written request to:  
Mobility Credit Union 8384 N. Belt Line Rd. Irving, TX. 75063



# Board of Directors 2022

## *Term Expiration Year*

|   |   |   |
|---|---|---|
| <b>Chairman</b><br><b>Mike Jackson</b><br>2023      | <b>Vice Chairman</b><br><b>Anthony Hill</b><br>2023 | <b>Treasurer</b><br><b>Andrea Solka</b><br>2024 |
| <b>Secretary</b><br><b>Mike Struffolino</b><br>2025 | <b>Director</b><br><b>Steve Pratt</b><br>2025       | <b>Director</b><br><b>John Mahalik</b><br>2024  |
| <b>Director</b><br><b>David Apple</b><br>2024       |   |   |

## Advisory Board of Directors 2022

|                     |                   |                    |
|---------------------|-------------------|--------------------|
| <b>Kinda Turner</b> | <b>Cole Emert</b> | <b>Helen Chang</b> |
|---------------------|-------------------|--------------------|

## Audit Committee

|                     |                     |                    |
|---------------------|---------------------|--------------------|
| <b>Steve Pratt</b>  | <b>Mike Jackson</b> | <b>David Apple</b> |
| <b>Andrea Solka</b> |                     |                    |

# Executive Management Team



Ron Perry, ***President/CEO***

Steve Martin, ***EVP/CFO***

Chelly Clanton, ***SVP/Controller***

Chris Hurtado, ***SVP Information Technology***

Justin Stuart, ***VP Marketing***

Ruben DeLoera, ***VP Lending***